


Leica **mojoMINI2**

Public Release Notes



Version 3.2.1405.2019
English

- when it has to be **right**

Leica
Geosystems

Table of contents

1	Introduction	3
2	Software Changes.....	4
3	Upgrading the Leica mojoMINI 2 software	5

1

Introduction

General information Leica Geosystems provides free of charge software updates for the Leica mojoMINI 2 in order to provide customers with the best possible experience. This document describes the changes in the latest software release, how to use new functionality and how to upgrade the software.

- Current Version**
- Leica mojoMINI version 3.2.1405.2019
 - Released June 2014
-

Compatibility This software is compatible with all Leica mojoMINI 2 displays.

2

Software Changes

Description of changes

This version of mojoMINI 2 software includes a number of minor bug fixes only. No new functionality has been added.

3 Upgrading the Leica mojoMINI 2 software

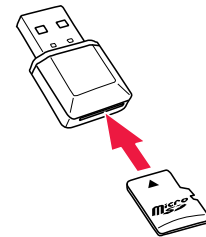
General information The mojoMINI 2 field guidance software can be updated using the microSD card and USB card reader provided with the system. Download the latest software version from Virtual Wrench.

Prerequisites

- microSD card & USB card reader
- mojoMINI 2 upgrade file (download from www.virtualwrench.com)

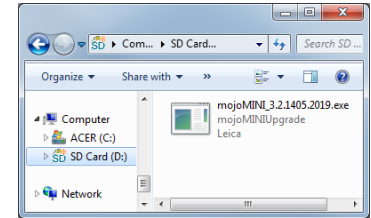
Upgrade mojoMINI step-by-step

1. Insert microSD card in the USB card reader.

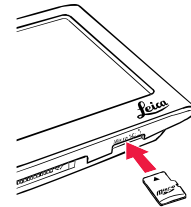


2. Insert the card reader with microSD card into a free USB port on a PC.

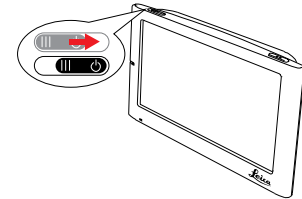
3. Copy the upgrade file to the root directory of the microSD card. There should be one file, `mojoMINI_XXXX.exe` (where XXXX is the software version).



4. Remove the USB card reader from the PC and remove the microSD card.
5. Insert the microSD card in to mojoMINI 2.

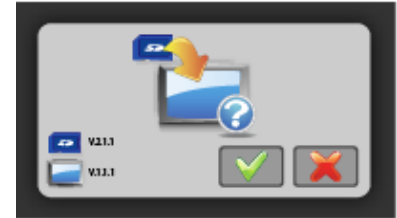



6. Turn mojoMINI 2 on using the slide switch.

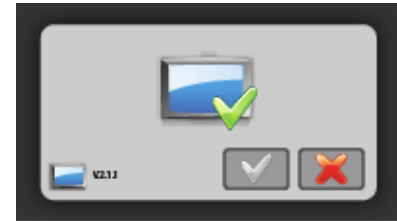


-
7. If the files have been correctly loaded onto the microSD Card the installer screen will be displayed.

Tap  to install the upgrade



8. When the installer successfully completes tap  to restart the mojoMINI 2.



Leica Geosystems AG
Heinrich-Wild-Strasse
CH-9435 Heerbrugg
Switzerland
Phone: +41 71 727 31 31
www.leica-geosystems.com

- when it has to be **right**

Leica
Geosystems

Leica mojoMINI 2 – Public Release Notes v3.2.1405.2019
Original text
© 2014 Leica Geosystems AG, Heerbrugg, Switzerland